

## **Gst Impact on Eneergy Sector**

Amandeep Kaur<sup>1</sup>, Avneet Kaur<sup>2</sup>

<sup>1</sup>(Assistant Professor of Commerce, Gulzar Group of Institutes, Khanna, Ludhiana, India)

<sup>2</sup>(Assistant Professor of Commerce, Gulzar Group of Institutes, Khanna, Ludhiana, India)

Corresponding Author: Amandeep Kaur

---

**ABSTRACT** : GST remains for “ Goods and Service Tax ”, and is proposed to be a far reaching circuitous expense demand on make, deal and utilization of merchandise and also benefits at the national level. It will supplant all circuitous charges demanded on Goods and Services by the Indian Central and State governments. France was the principal nation to present this framework in 1954. About 140 nations are following this expense framework. GST could be the following greatest assess change in India. This change could be a proceeding with process until the point when it is completely developed. With GST the whole Indian market will be brought together markets which may convert into bring down business costs. It can encourage consistent development of products crosswise over states and diminish the exchange expenses of organizations. This exploration paper demonstrates the effect of GST on energy sector.

**KEYWORDS**: GST, Energy Sector, CAPM

---

Date of Submission: 01-08-2018

Date of acceptance: 16-08-2018

---

### **I. INTRODUCTION OF GST**

Presentation of the Value Added Tax (VAT) at the Central and the State level has been thought to be a noteworthy advance – an essential advance forward – in the globe of roundabout duty changes in India. In the event that the VAT is a noteworthy change over the prior Central extract obligation at the national level and the business charge framework at the State level, at that point the Goods and Administrations Tax (GST) will surely be an extra critical flawlessness – the following coherent advance – towards an across the board roundabout assessment changes in the nation. At first, it was conceptualized that there would be a national level products and ventures charge, notwithstanding, with the arrival of First Dialog Paper by the Empowered Committee of the State Finance Ministers on 10.11.2009, it has been clarified that there would be a "Double GST" in India, tax assessment control – both by the Center and the State to collect the duties on the Goods and Services. Right around 150 nations have presented GST in some frame. While nations, for example, Singapore and New Zealand charge basically everything at a solitary rate, Indonesia has five positive rates, a zero rate furthermore, more than 30 classifications of exclusions. In China, GST applies just to products and the arrangement World over in right around 150 nations there is GST or VAT, which implies impose on products furthermore, administrations. Under the GST plot, no refinement is made amongst merchandise and ventures for exacting of assessment. At the end of the day, merchandise and enterprises draw in a similar rate of duty. GST is a multi-level assessment where extreme weight of duty fall on the buyer of products/administrations. It is called as esteem included expense in light of the fact that at each stage, assess is being paid on the esteem expansion. Under the GST conspire, a man who was subject to pay charge on his yield, regardless of whether for arrangement of administration or offer of merchandise, is qualified for get input assess credit (ITC) on the expense paid on its data sources. GST is considered as a backhanded assessment for the entire country that would influence India one brought together normal to advertise. It is an assessment which is forced on the deal, fabricating and the utilization of the merchandise and ventures. It is a solitary expense that is forced on the supply of the products and enterprises, ideal from the maker to the client. The credits of the info charges that are paid at each stage will be accessible in the resulting phase of significant worth expansion which makes GST basically a duty just on the esteem expansion on each stage. The last customers will bear just the assessment charged by the last merchant in the production network with the arrangement of advantages that are at all the past stages. It is charged at the national and state level at comparable rates for similar items and it additionally replaces all the current aberrant duties that are forced independently by the Center and the States. Products and Services Tax is a goal based assessment which implies that the duty is paid at the place of supply.

## **II. INTRODUCTION OF ENERGY SECTOR**

Power is a standout amongst the most basic segments of foundation significant for the monetary development and welfare of countries. The presence and advancement of satisfactory foundation is basic for managed development of the Indian economy.

India's energy segment is a standout amongst the most enhanced on the planet. Wellsprings of energy age extend from regular sources, for example, coal, lignite, petroleum gas, oil, hydro and atomic energy to reasonable non-customary sources, for example, wind, sun oriented, and agrarian and household squander. Power request in the nation has expanded quickly and is required to rise promote in the years to come. Keeping in mind the end goal to take care of the expanding demand for power in the nation, monstrous expansion to the introduced creating limit is required.

India positions third among 40 nations in EY's Renewable Energy Country Attractiveness Index, on back of solid spotlight by the legislature on advancing sustainable power source and execution of ventures in a period bound way. India has climbed 73 spots to rank 26th in the World Bank's rundown of power availability in 2017, as per Mr Piyush Goyal, Minister of State (Independent Charge) for Power, Coal, Renewable Energy and Mines, Government of India.

In September 2017, the Government of India propelled the Saubhagya plan to give power associations with more than 40 million families in country and urban zones by December 2018 at a cost of US\$ 2.5 billion

Indian power division is encountering a colossal change that has reconsidered the business point of view. Kept up monetary advancement continues driving force ask for in India. The Government of India's accentuation on accomplishing 'Power for all' has enlivened utmost development in the country. Meanwhile, the engaged power is extending at both the market and supply sides (fuel, collaborations, records, and labor). Add up to presented furthest reaches of vitality stations in India stayed at 330,860.58 Megawatt (MW) as on December, 2017. The Ministry of Power has set a goal of 1,229.4 billion units (BU) of energy to be created in the budgetary year 2017-18, which is 50 BU's higher than the target for 2016-17. The yearly improvement rate in supportable power source age has been surveyed to be 27 for every penny and 18 for each penny for customary essentialness. The Indian daylight based industry has presented a total of 2,247 megawatts (MW) in the second from last quarter of 2017, from 1,947 MW in the second quarter of 2017. The consolidated presented constrain accomplished 7,149 MW in the underlying nine months of 2017, covering over 33% of total new power restrict extension in 2017. Two a work in progress hydro endeavors of NHPC in Himachal Pradesh and Jammu and Kashmir (J&K), foreseen that would be selected in 2018, will make 4,458.69 million units of additional power, as showed by the Ministry of Power, Government of India. The total evaluated capacity of tidal essentialness in India is around 8,000 megawatt (MW), of which 7,000 MW is in the Gulf of Kambhat, 1,200 MW is in the Gulf of Kutch and 100 MW in the Gangetic Delta. The amount of little hydro control wanders set up in India stayed at 1,085 with indicate presented cutoff of 4,399.355 megawatt (MW) as of November 30, 2017.

Some real speculations and advancements in the Indian power division are as per the following:

- Energy Efficiency Services Ltd (EESL) has raised US\$ 454 million from Global Environment Facility (GEF) for its essentialness viability stretches out attempting to help India's transform towards transforming into a low carbon economy.

- IL&FS Financial Services Ltd has grouped together with Jammu and Kashmir (J&K) Bank Ltd to support nine hydropower reaches out in J&K with a total farthest point of 2,000 MW, which require financing of around Rs 20,000 crore (US\$ 3.12 billion).

Sterlite Power has won one of the biggest 1,800 km control transmission venture worth US\$ 800 million in Brazil, the organization's third undertaking in Brazil and the biggest ever venture won by an Indian organization in Latin America.

- With the point of giving a lift to sustainable power source, the State Bank of India (SBI) and the World Bank have chosen to endorse credit worth Rs 2,317 crore (US\$ 356.82 million) to seven corporates towards sunlight based housetop tasks to create an aggregate of 575 megawatt (MW) of sun powered vitality.

- India included 467 MW of matrix intuitive breeze control limit between January-November 2017, while wind control ventures with aggregate limit of 9,500 MW are relied upon to be offered out by March 2018, as indicated by Mr R K Singh, Minister of State (Independent Charge) for Power and New and Renewable Energy, Government of India.

- A aggregate of 26.3 million family units which are underneath neediness line (BPL) have been energized under the Rural Electrification part of DeenDayalUpadhyay Gram JyotiYojana (DDUGJY), as indicated by the Ministry of Power, Government of India.

### **III. REVIEW OF LITERATURE.**

Bikas, (2013) The creators have examined the VAT rate and the EU economy and furthermore the connection between the VAT and macroeconomic markers and their effect on the VAT rate. The creators presume that there is a positive connection between macroeconomic markers like GDP, per capita pay and utilization, trade, import and so on and the VAT rate relevant.

Emmanuel, (2013) The creator has inspected the connection between VAT, the expansion in VAT rates and the monetary development and assessment income in Nigeria. For this investigation the creator has set out 2 Null theory which are post the examination acknowledged. The creator infers that given the solid connection between the over, the Government and experts ought to effectively teach people in general on the advantages of VAT with the goal that they acknowledge changes in VAT rates all the more effortlessly.

Halakhandi, (2007) GST should be presented in India route in 2010. It has been getting deferred because of different reasons real one being getting to an accord between the different states and the middle for remuneration. The creator in the paper has examined the current laws in India for backhanded duties, the VAT laws in different states with their points of interest and burdens, the effect of the proposed GST, the compliances under the proposed GST and so forth. The creator has likewise utilized different numerical cases to exhibit how GST is practical.

### **IV. RESEARCH METHODOLOGY**

#### **OBJECTIVE OF STUDY**

- To analyse the effect of GST on energy sector security return.

#### **SCOPE OF THE STUDY**

The praiseworthy monetary development displayed by India in the previous decade at a consistent rate of around 7.5% CAGR has really been exceptional. One of the significant powers empowering India to accomplish this amazing accomplishment has been the progressions made by the power area as far as limit and accessibility. It has been encouraging a proficient progress from work to machine concentrated generation and always fuelling the vitality necessities of different enterprises. It stays a standout amongst the most segments of framework that influence monetary development.

With the aggressive "Power for all" by 2012, an objective formally reported by the Indian Power service in 2003, the Indian power division appeared to be set for a gigantic lift upheld by incremental ventures both by the Government and private players. In spite of the fact that there was much hubbub at the outset, everything grew dim gradually. Presently, India positions fifth on the planet in power age and are put at sixth with regards to net power utilization. A fascinating certainty is that the per capita yearly utilization of power in India is one of the least on the planet at roughly 818.9 kwh when contrasted with the world normal of 2600 kwh and 6200 kwh in European Union, which can significantly be credited to the populace development and the failure of the area to accomplish its objective limit expansion.

India at present has an introduced limit of 205 GW. This misses the mark by far when we consider the present vitality prerequisite not to mention the regularly developing interest for power because of mass urbanization and expanding populace. The middle had focused on limit expansion of 100,000 MW each in the twelfth arrangement and thirteenth arrangement , in spite of the fact that the twelfth 5 year design's objective has now been diminished to 75000 MW attributable to deficiency of fuel supply.

#### **DATA COLLECTION**

Our information comprises of expense framework changes for Indian organizations recorded in National Stock Exchange from a time of 2017 to 2018 for 5 organizations. These organizations are Tornt Power, Tata Power, R Power, Adani Power, Ntpc. These are the organizations for which GST assess rate is changing in our example period. In like manner there 50 organizations in the NIFTY, yet the GST for them is changing by any means. To consider the connection between GST impose rate and security return there is necessity of those organizations for which charge rate is evolving. As organizations are monetary spines of any economy. The evaluations of bonds are accessible with the Capitalize. From 5 organizations inside example time of 2017 to 2018 there are one time GST impact. The impact of GST on security return is broke down by considering all organizations in light of the fact that the bond appraisals, of best 5 organizations from NIFTY and NIFTY list are not changing in our example period from 2017 to 2018. The effect of GST is examined for the organizations which demonstrate change their assessment rate once every year. Clever is the market file which is shifting ceaselessly and gives every day returns. Additionally the CRR, SLR and Bank rate can be taken as exogenous variable to ascertain the normal return on the grounds that these are the rates which influence the arrival of organizations. In any case, these are not changing as often as possible and it will give the particular framework mistake in E-views. Relapse isn't conceivable with not changing estimations of exogenous variable.

## V. DATA ANALYSIS AND INTERPRETATION

### CAPM

The capital resource estimating model was created in 1952 by Harry Markowitz. It was later adjusted by different financial experts and speculators, including William Sharpe. CAPM depicts the connection between a financial specialist's hazard and the normal return. It is intended to help demonstrate the evaluating of higher-hazard securities. According to the CAPM hypothesis, the normal return of a specific security or a portfolio is equivalent to the rate on a hazard free security in addition to a hazard premium. On the off chance that the security or portfolio does not either meet or surpass the required return, at that point the venture ought not be entered into. CAPM can be outlined by the accompanying formula: Required (or expected) Return = RF Rate + (Market Return – RF Rate)\*Beta

There are different fundamental terms in the condition recorded already. With a particular true objective to really appreciate it, we should look to an outline. Say that the present danger free rate is 5%, and the S&P 500 is required to secure returns of 12% all through the next year. You are involved with surveying whether the landing that Joe's Oyster Bar, Inc. (Business) will have over a comparable day and age. You have affirmed that the stock's beta regard is 1.9, and the general securities trade has a beta of 1.0. This suggests JOB passes on a bigger measure of peril than the general danger. Because of this extra risk, we should expect a higher potential return than the market's 12% anticipated return. We can process the typical return of JOB as takes after:

$$\text{Required (or expected) Return} = 5\% + (12\% - 5\%) * 1.9$$

$$\text{Required (or expected) Return} = 18.3\%$$

CAPM uncovers to us that Joe's Oyster Bar has a required rate of return of 18.3%. An examiner who buys JOB stock should get no under 18.3% benefits for his or her wander. If you have inspiration to assume that JOB won't have the ability to make those benefits for you over the foreordained day and age, by then it's best to contribute your advantages elsewhere.

One basic additional to the CAPM theory is that high-beta offers consistently give the most dumbfounding returns. Over a more drawn out time span, in any case, high-beta offers tend to be the most exceedingly awful performers in the midst of bear markets. In this way, while you may get huge yields from high-beta offers in a given window of time, there is no accreditation that the CAPM return will be made sense of it.

For breaking down the impact of GST on vitality part we have utilized the occasion examine structure. The date on which the GST execute is signified as the occasion date and the occasion window comprise of 21 days i.e. 10 days preceding the occasion date and 10 days after the occasion date. So the occasion window is composed as [-10, 10]. For computing the normal return we have utilized CAPM demonstrate in Eviews. CAPM portrays the connection between a speculator's hazard and the normal return.

In the first place, step is to choose the occasion date. Occasion date is the date on which the GST is executed. Occasion date is signified as 0.

Second, step is to choose the occasion window. Occasion window comprise of days before execution of GST. In our paper the occasion window comprises of 10 days pre execution and 10 days post implementation. Occasion window is meant as [-10,10]. The effect of implementation retains no less than 10 after the execution.

Third step is to choose the estimation window. Estimation window is characterized as that window in which no occasion happens. In our paper there is estimation window of 50 days.

Fourth step is to ascertain the genuine return. Since, we are utilizing CAPM model to ascertain the normal return. At that point genuine return is ascertained by utilizing common log of stock cost. The genuine return is figured as:

$$R = \ln_{\text{(stock cost)}}((t+1)/t)$$

Where R is genuine return

$$\ln(t+1/t) = \text{proportion of normal of stock cost on } t+1 \text{ day to the } t \text{ day}$$

Fifth step is to figure the normal return which is ascertained by utilizing CAPM demonstrate in Eviews.

Subsequent stage is to compute the irregular return (AR). Irregular return is utilized to portray the profits produced by a given security over some stretch of time that is not the same as expected rate of restore the normal rate of return is evaluated return situated in CAPM display.

$$AR = R - E(R)$$

Last advance is to figure the total unusual return.

For separating the effect of GST on vitality zone we have used the event consider structure. The date on which the GST complete is shown as the event date and the event window include 21 days i.e. 10 days going before the event date and 10 days after the event date. So the event window is formed as [-10, 10]. For registering the ordinary return we have used CAPM appear in Eviews. CAPM depicts the association between a theorist's peril and the typical return.

In any case, step is to pick the event date. Event date is the date on which the GST is realized. Event date is demonstrated as 0.

**Second**, step is to pick the event window. Event window include days before use of GST. In our paper the event window includes 10 days pre utilization and 10 days post usage. Event window is shown as [-10,10]. The impact of execution holds no under 10 after the use.

**Third** step is to pick the estimation window. Estimation window is described as that window in which no event happens. In our paper there is estimation window of 50 days.

**Fourth** step is to figure the genuine return. Since, we are using CAPM model to figure the typical return. By then genuine return is figured by using trademark log of stock cost. The honest to goodness return is found out as:

**Fifth** step is to register the typical return which is discovered by using CAPM appear in Reviews

Resulting stage is to determine the sporadic return(AR). Atypical return is used to depict the benefits created by a given security over some extend of time that isn't exactly the same obviously rate of re-establish the ordinary rate of return is assessed return arranged in CAPM show.

## VI. CONCLUSION

Energy Sector is one of the essential enterprises in any economy since control is a key essential for every single business movement. Any assessment twisting depravity by this part by excellence of energy being outside the scope of GST will fallingly affect the rest of the economy, defaming a segment of the very focal points hoped to be accomplished by the presentation of GST. In like manner, it is felt that the Government has missed a possibility by not connecting power age and power appropriation with various supplies which connect with it, under the domain of GST. Thusly, the reasonableness of the energy sector portion, under the current GST standards, would depend on the prohibitions and concessionary force which may be set up to counter the impact of different expense administrations on the data and yield side. Rejections in inexhaustible ought to be grandfathered for this sub-portion to remain reasonable.

In the whole deal, the GST's impact is most likely going to be leveled out by falling costs. "We needn't waste time with help of lower charges to enable supportable power source. The Renewable Energy industry in India will similarly benefit by a speedier advancement in the Indian economy which will construct the general enthusiasm for the Renewable imperativeness condition. The sun powered power industry in India will face some transient desolation yet will get as time goes on.

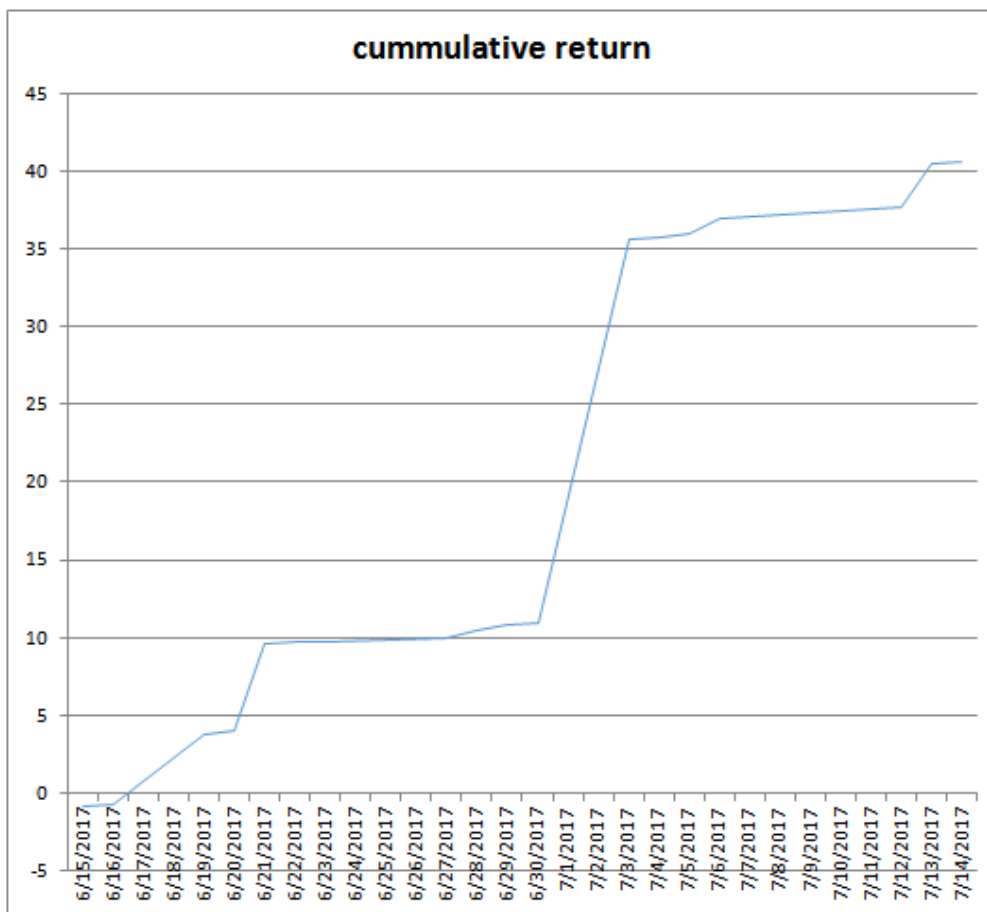
## REFERENCES

- [1]. Shefali Dani<sup>2</sup> (2016), " A Research Paper on an Impact of Goods and Service Tax (GST) on Indian Economy" ISSN: 2151-6219
- [2]. Sandeep Yadav (2017), GST -"Powerful Impact in Energy Sector"
- [3]. Nitin Kumae(2014), "Goods Service Tax in India- A Way Forward", "Global Journal of Multidisciplinary Studies", Vol3, Issue6, May2014.
- [4]. Nishita Gupta, Goods and Services Tax: Its implementation on Indian economy, CASIRJ Volume 5 Issue 3 [Year-014] ISSN 2319-9202, Pg. No.126-133.
- [5]. Dr. R. Vansanthagopal "GST in India: A big Leap in the Indirect Taxation System", International Journal of Trade, Economics and Finance, Vol. 2, no. 2, April 2011.
- [6]. Fabian charistandl, DetlefFectchenhauer, and erikhoelzl, Price Preception and Confirmation Bias In the Context of a VAST Increase, Journal Of Economic Psychology., 32(1), VOL 2, P.g. 131-141 in 2010
- [7]. Ramya N (2017) , GST and its impact on various sector, Journal of Management And Science, ISSN 2249-1260 Special Issue No.1



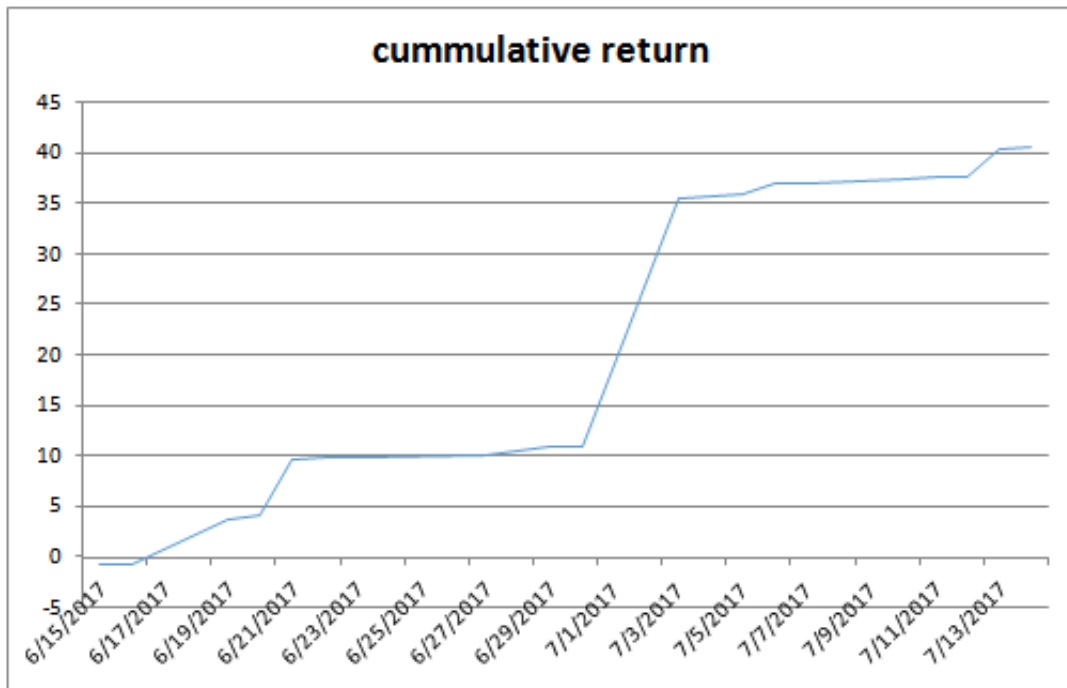
**APPENDIX  
TORNTPOWER**

DATE	CUMMULATIVE RETURN
6/16/2017	-0.776745367
6/17/2017	-0.877353951
6/18/2017	-5.342972993
6/19/2017	-5.605805939
6/20/2017	-11.20679415
6/21/2017	-11.30608935
6/22/2017	-11.39817995
6/23/2017	-11.6512382
6/24/2017	-12.14484537
6/25/2017	-12.4672431
6/26/2017	-12.56403797
6/27/2017	-37.241939
6/28/2017	-37.44109833
6/29/2017	-37.57483614
6/30/2017	-38.60203299
7/1/2017	-38.69852132
7/2/2017	-39.10000064
7/3/2017	-39.26159195
7/4/2017	-39.36105363
7/5/2017	-42.08018169
7/6/2017	-42.24584117



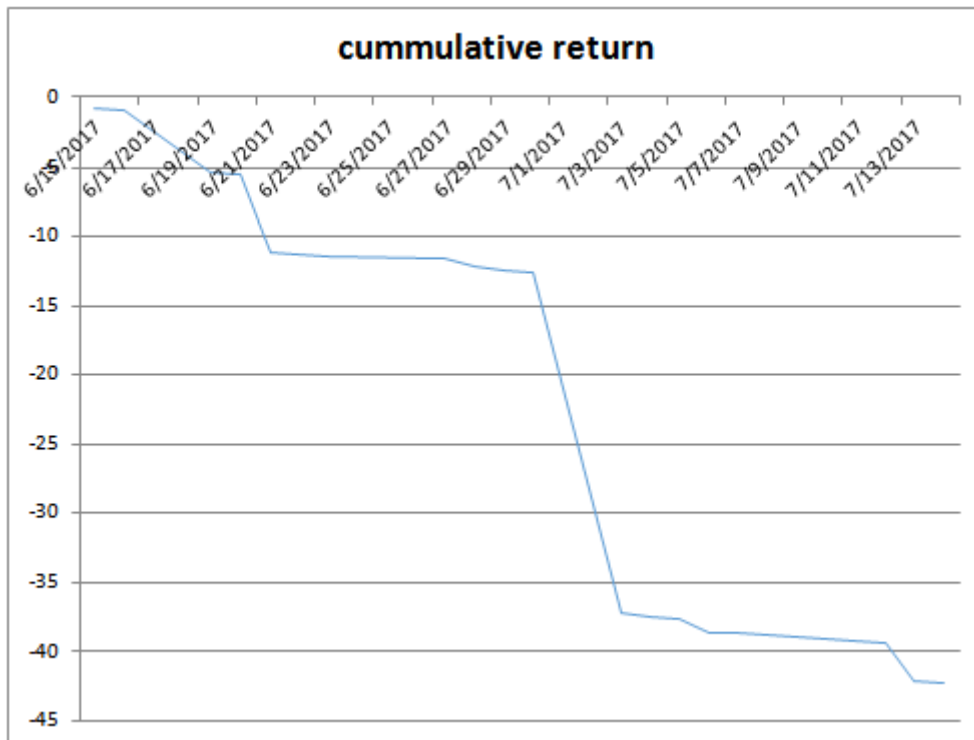
**TATA POWER**

DATE	CUMMULATIVE RETURN
6/15/2017	-0.776745367
6/16/2017	-0.676136783
6/19/2017	3.78948226
6/20/2017	4.052315205
6/21/2017	9.653303415
6/22/2017	9.752598619
6/23/2017	9.844689214
6/27/2017	10.09774746
6/28/2017	10.59135463
6/29/2017	10.91375236
6/30/2017	11.01054723
7/3/2017	35.68844826
7/4/2017	35.8876076
7/5/2017	36.0213454
7/6/2017	37.04854225
7/7/2017	37.14503058
7/10/2017	37.54650991
7/11/2017	37.70810122
7/12/2017	37.80756289
7/13/2017	40.52669096
7/14/2017	40.69235043



**RPOWER**

DATE	CUMMULATIVE RETURN
6/15/2017	-0.776745367
6/16/2017	-0.877353951
6/19/2017	-5.342972993
6/20/2017	-5.605805939
6/21/2017	-11.20679415
6/22/2017	-11.30608935
6/23/2017	-11.39817995
6/27/2017	-11.6512382
6/28/2017	-12.14484537
6/29/2017	-12.4672431
6/30/2017	-12.56403797
7/3/2017	-37.241939
7/4/2017	-37.44109833
7/5/2017	-37.57483614
7/6/2017	-38.60203299
7/7/2017	-38.69852132
7/10/2017	-39.10000064
7/11/2017	-39.26159195
7/12/2017	-39.36105363
7/13/2017	-42.08018169
7/14/2017	-42.24584117

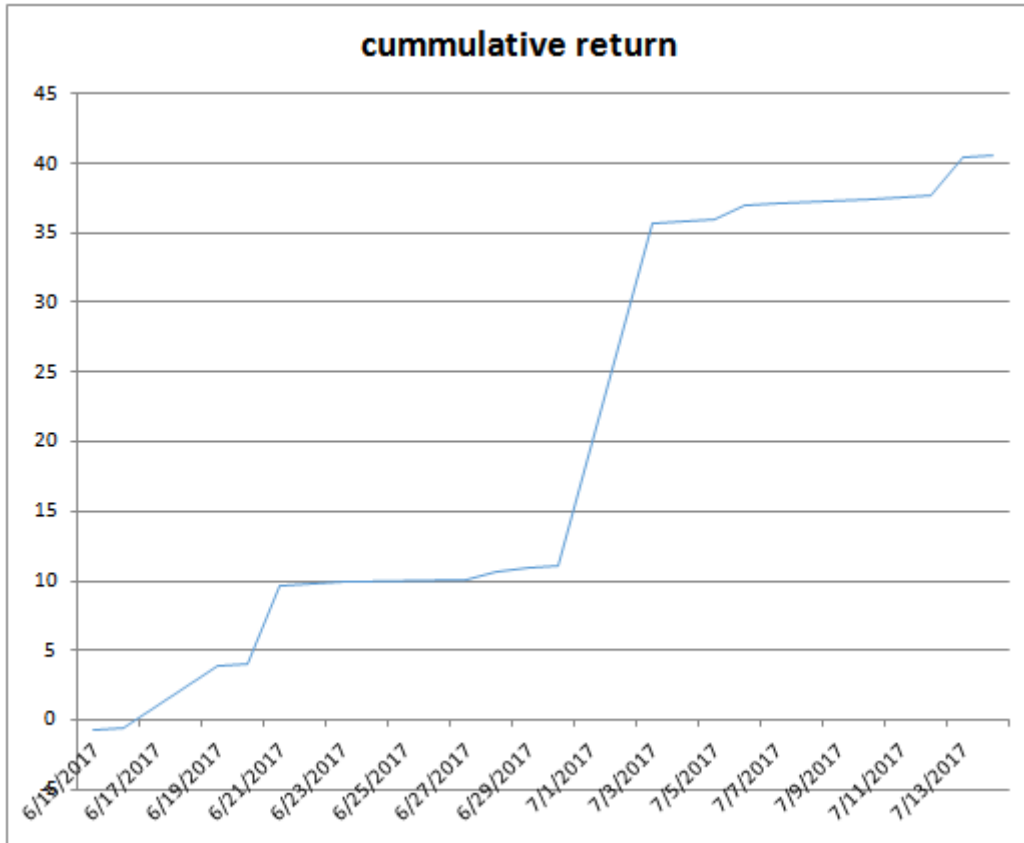


**ADANI POWER**

DATE	CUMMULATIVE RETURN
6/15/2017	-0.776745367
6/16/2017	-0.683359244
6/19/2017	3.782679227
6/20/2017	4.047575769
6/21/2017	9.648937701
6/22/2017	9.753965797
6/23/2017	9.852715605
6/27/2017	10.10789465
6/28/2017	10.6001489
6/29/2017	10.92078045
6/30/2017	11.00774037
7/3/2017	35.68581824
7/4/2017	35.88245304
7/5/2017	36.01236421



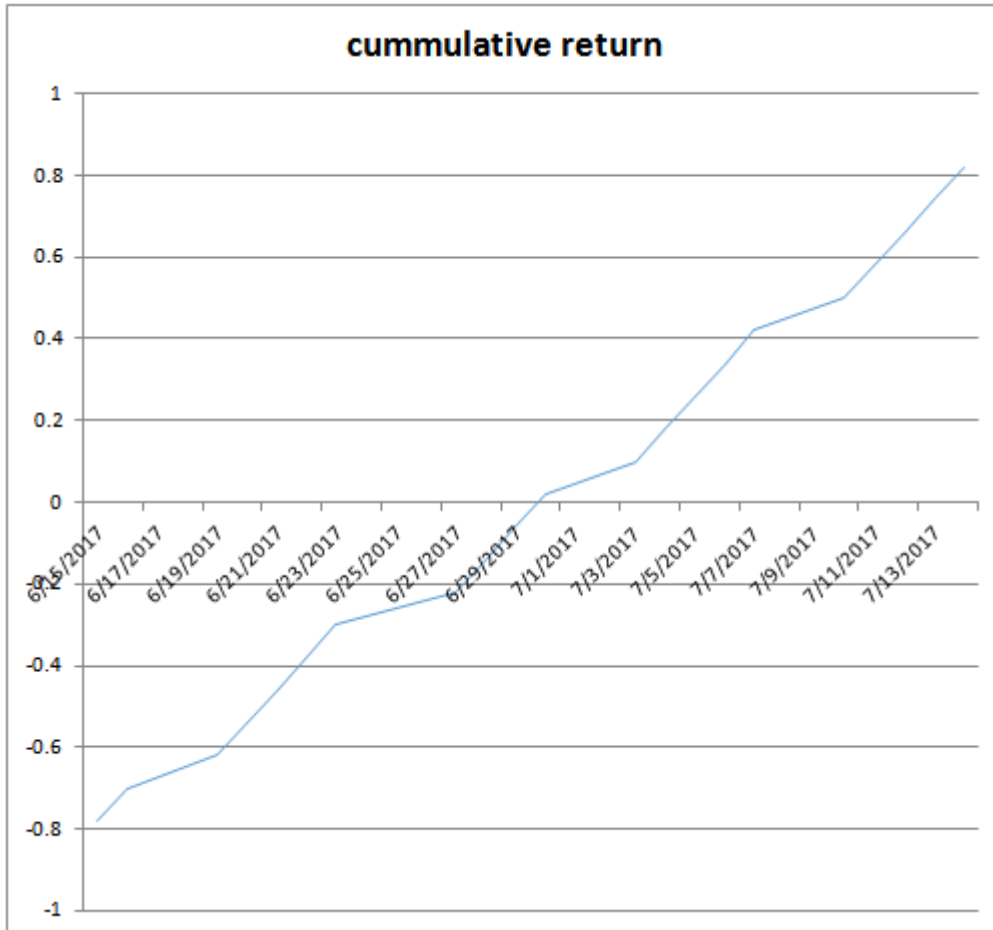
7/6/2017	37.0404659
7/7/2017	37.12612418
7/10/2017	37.52606954
7/11/2017	37.68459487
7/12/2017	37.77638436
7/13/2017	40.49605349
7/14/2017	40.65872335



**NTPC**

DATE	CUMMULATIVE RETURN
6/15/2017	-0.776745367
6/16/2017	-0.696745367
6/19/2017	-0.616745367
6/20/2017	-0.536745367
6/21/2017	-0.456745367
6/22/2017	-0.376745367
6/23/2017	-0.296745367
6/27/2017	-0.216745367
6/28/2017	-0.136745367
6/29/2017	-0.056745367
6/30/2017	0.023254633
7/3/2017	0.103254633
7/4/2017	0.183254633
7/5/2017	0.263254633
7/6/2017	0.343254633
7/7/2017	0.423254633

7/10/2017	0.503254633
7/11/2017	0.583254633
7/12/2017	0.663254633
7/13/2017	0.743254633
7/14/2017	0.823254633



Amandeep Kaur"Gst Impact on Eneergy Sector." International Journal of Business and Management Invention (IJBMI) , vol. 07, no. 08, 2018, pp. 59-68.